

TECHNICAL MANUAL
ORGANIZATIONAL, DIRECT SUPPORT, AND
GENERAL SUPPORT MAINTENANCE
REPAIR PARTS AND SPECIAL
TOOLS LISTS
(INCLUDING DEPOT MAINTENANCE REPAIR
PARTS AND SPECIAL TOOLS)
FOR
TEST SETS, MOTOR-GENERATOR
AN/GSM-65 AND AN/GSM-65A
(NSN 4920-00-348-5793)

HEADQUARTERS, DEPARTMENT OF THE ARMY

JULY 1978

TECHNICAL MANUAL }
 No. 11-6625-680-24P }

HEADQUARTERS
 DEPARTMENT OF THE ARMY
 WASHINGTON, DC, 26 July 1978

**ORGANIZATIONAL, DIRECT SUPPORT, AND
 GENERAL SUPPORT MAINTENANCE
 REPAIR PARTS AND SPECIAL
 TOOLS LISTS
 (INCLUDING DEPOT MAINTENANCE REPAIR
 PARTS AND SPECIAL TOOLS)
 FOR
 TEST SETS, MOTOR-GENERATOR
 AN/GSM-65 AND AN/GSM-65A
 (NSN 4920-00-348-5793)**

Current as of 21 February 1978

REPORTING OF ERRORS

You can improve this manual by recommending improvements using DA Form 2028-2 located in the back of the manual. Simply tear out the self addressed form, fill it out as shown on the sample, fold it where shown, and drop it in the mail.

If there are no blank DA Form 2028-2 in the back of your manual, use the standard DA Form 2028 (Recommended Changes to Publications and Blank Forms) and forward to the Commander, US Army Communications and Electronics Materiel Readiness Command, ATTN: DRSEL-MA-Q, Fort Monmouth, New Jersey 07703.

In either case a reply will be furnished direct to you.

Table of Contents

	Page	Illus Figure
SECTION I. Introduction	1	
SECTION II. Repair parts list	5	
GROUP 00 Test Sets, Motor-Generator AN/GSM-65, AN/GSM-65A.	5	1-4
01 Cable Assembly CX-12082/GSM-65.	13	5
02 Cable Assembly CX-12083/GSM-65.	13	5
03 Cable Assembly CX-12084/GSM-65	13	5
04 Cable Assembly CX-12086/GSM-65	13	5
05 Cable Assembly CX-12088/GSM-65	14	5
06 Cable Assembly CX-12089/U	14	5
SECTION III. Special tools list (Not applicable)		
SECTION IV. National stock number and part number index	15	

*This manual supersedes TM 11-6625-680-24P, 17 December 1974.

SECTION I

INTRODUCTION

1. Scope

This manual lists spares and repair parts; special tools; special test, measurement, and diagnostic equipment (TMDE), and other special support equipment required for performance of organizational, direct support, and general support maintenance of the AN/GSM-65, AN/GSM-65A. It authorizes the requisitioning and issue of spares and repair parts as indicated by the source and maintenance codes.

2. General

This Repair Parts and Special Tools List is divided into the following sections:

a. Section II. Repair Parts List. A list of spares and repair parts authorized for use in the performance of maintenance. The list also includes parts which must be removed for replacement of the authorized parts. Parts lists are composed of functional groups in numeric sequence, with the parts in each group listed in figure and item number sequence.

b. Section III. Special Tools List. Not applicable.

c. Section IV. National Stock Number and Part Number Index. A list, in National item identification number (NIIN) sequence, of all National stock numbers (NSN appearing in the listings, followed by a list, in alphameric sequence, of all part numbers appearing in the listings. National stock numbers and part numbers are cross-referenced to each illustration figure and item number appearance.

3. Explanation of Columns

a. Illustration. This column is divided as follows:

(1) *Figure number.* Indicates the figure number of the illustration on which the item is shown.

(2) *Item number.* The number used to identify item called out in the illustration.

b. Source, Maintenance, and Recoverability (SMR) Codes.

(1) *Source code.* Source codes indicate the manner of acquiring support items for maintenance, repair, or overhaul of end items. Source codes are entered in the first and second positions of the Uniform SMR Code format as follows:

<i>Code</i>	<i>Definition</i>
-------------	-------------------

PA	Item procured and stocked for anticipated or known usage.
----	---

<i>Code</i>	<i>Definition</i>
-------------	-------------------

XD-A	support item that is not stocked. When required, item will be procured through normal supply channels.
------	--

NOTE

Cannibalization or salvage may be used as a source of supply for any items source coded above except those coded XA and aircraft support items as restricted by AR 700-42.

(2) *Maintenance code.* Maintenance codes are assigned to indicate the levels of maintenance authorized to USE and REPAIR support items. The maintenance codes are entered in the third and fourth positions of the Uniform SMR Code format as follows:

(a) The maintenance code entered in the third position will indicate the lowest maintenance level authorized to remove, replace, and use the support item. The maintenance code entered in the third position will indicate one of the following levels of maintenance:

<i>Code</i>	<i>Application/Explanation</i>
-------------	--------------------------------

O	Support item is removed, replaced, used at the organizational level.
---	--

H	Support item is removed, replaced, used at the general support level.
---	---

D	Support items that are removed, replaced, used at depot, mobile depot, specialized repair activity only.
---	--

(b) The maintenance code entered in the fourth position indicates whether the item is to be repaired and identifies the lowest maintenance level with the capability to perform complete repair (i.e., all authorized maintenance functions). This position will contain one of the following maintenance codes:

<i>Code</i>	<i>Application/Explanation</i>
-------------	--------------------------------

H	The lowest maintenance level capable of complete repair of the support item is the general support level.
---	---

Z	Nonreparable. No repair is authorized.
---	--

(3) *Recoverability code.* Recoverability codes are assigned to support items to indicate the disposition action on unserviceable items. The recoverability code is entered in the fifth position of the Uniform SMR Code format as follows:

Recoverability codes

Definition

Z—Nonreparable item. When unserviceable, condemn and dispose at the level indicated in position 3.

H—Reparable item. When uneconomically reparable, condemn and dispose at the general support level.

c. National Stock Number. Indicates the National stock number assigned to the item and will be used for requisitioning purposes.

d. Part Number. Indicates the primary number used by the manufacturer (individual, company, firm, corporation, or Government activity), which controls the design and characteristics of the item by means of its engineering drawings, specifications, standards, and inspection requirements to identify an item or range of items.

NOTE

When a stock number item is requisitioned, the repair part received may have a different part number than the part being replaced.

e. Federal Supply Code for Manufacturer (FSCM). The FSCM is a 5-digit numeric code listed in SB 708-42 which is used to identify the manufacturer, distributor, or Government agency, etc.

f. Description. Indicates the Federal item name and, if required, a minimum description to identify the item.

g. Unit of Measure (U/M). Indicates the standard of the basic quantity of the listed item as used in performing the actual maintenance function. This measure is expressed by a two-character alphabetical abbreviation (e.g., ea, in, pr, etc). When the unit of measure differs from the unit of issue, the lowest unit of issue that will satisfy the required units of measure will be requisitioned.

h. Quantity Incorporated in Unit. Indicates the quantity of the item used in the breakout shown on the illustration figure, which is prepared for a functional group, subfunctional group, or an assembly.

4. Special Information

a. Usable on codes are shown in the description column. Uncoded items are applicable to all models. Identification of the usable on codes used in this publication are:

Code

Used on

BY6
CN6

AN/GSM-65
AN/GSM-65A

b. The following publications pertain to the AN/GSM-65, AN/GSM-65A and their components:
TM 11-6625-680-14-2, Test Set, Motor-Generator AN/GSM-65A

TM 11-6625-680-15, Test Set, Motor-Generator AN/GSM-65

TM 11-6625-680-15-1, Test Set, Motor-Generator AN/GSM-65

TM 11-6625-680-20P-1, Test Set, Motor-Generator AN/GSM-65

TM 11-6625-680-45P-1, Test Set, Motor-Generator AN/GSM-65

5. How to Locate Repair Parts

a. When National stock number or part number is unknown.

(1) *First.* Using the table of contents, determine the functional group within which the item belongs. This is necessary since illustrations are prepared for functional groups and listings are divided into the same groups.

(2) *Second.* Find the illustration covering the functional group to which the item belongs.

(3) *Third.* Identify the item on the illustration and note the illustration figure and item number of the item.

(4) *Fourth.* Using the Repair Parts Listing, find the figure and item number noted on the illustration.

b. When National stock number or part number is known.

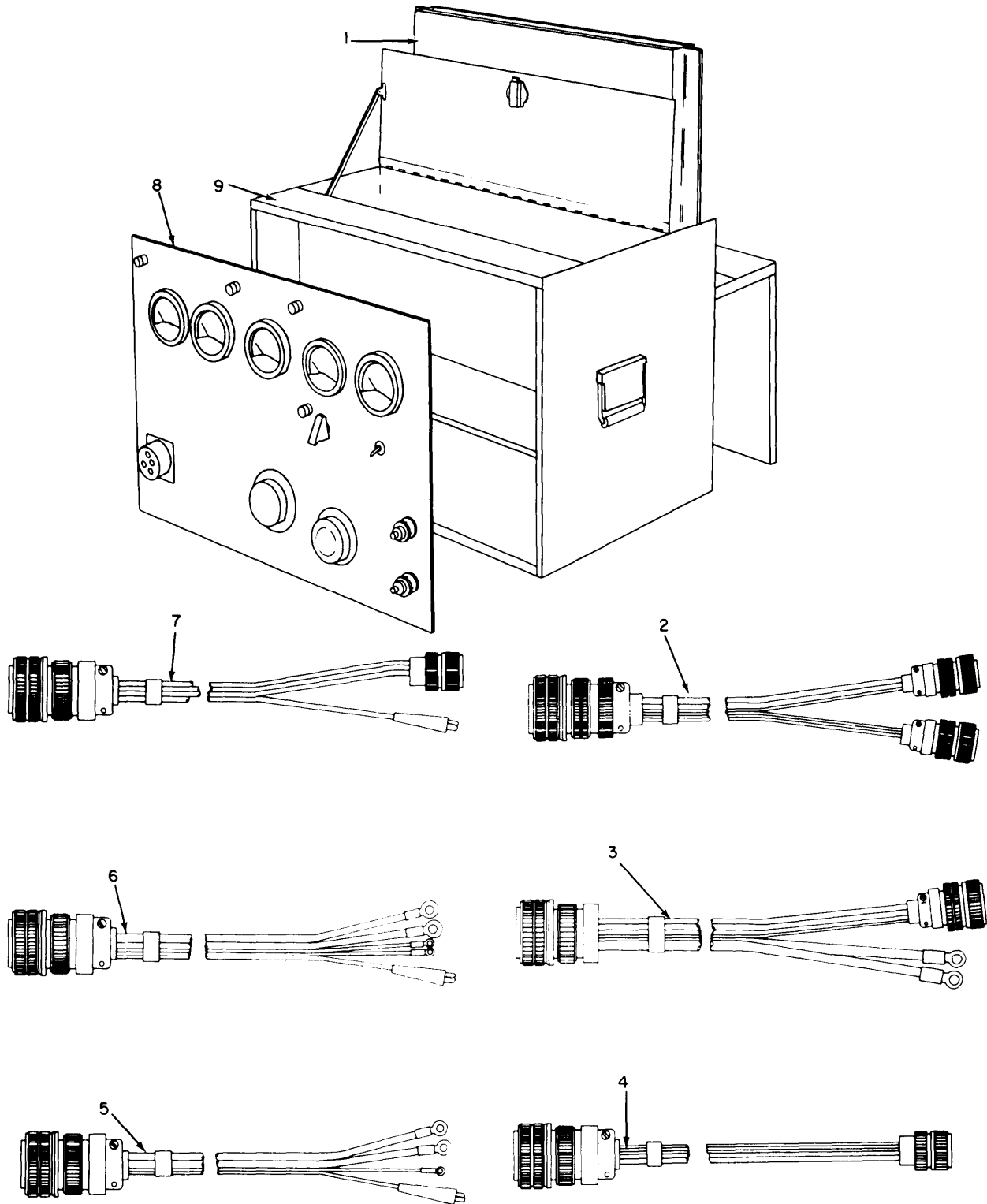
(1) *First.* Using the Index of National Stock Numbers and Part Numbers, find the pertinent National stock number or part number. This index is in NIIN sequence followed by a list of part numbers in alphameric sequence, cross-referenced to the illustration figure number and item number.

(2) *Second.* After finding the figure and item number, locate the figure and item number in the repair parts list.

6. Abbreviations

Not applicable.

(Next printed page is 4)



EL4PM001

Figure 1. Test Set, Motor-Generator AN/GSM-65 and AN/GSM-65A, Major Components.

SECTION II		TM11-6625-680-24P					
(1)	(2)	(3)	(4)	(5)	(6)	(7)	(8)
ILLUSTRATION					DESCRIPTION		QTY
(A)	(B)	NATIONAL	PART	FSCM		USABLE ON CODE	INC
FIG	ITEM	STOCK	NUMBER				IN
NO	NO	NUMBER	NUMBER				UNIT
					GROUP 00 TEST SET, MOTOR-GENERATOR		
					AN/GSM-65 AND AN/GSM-65A		
1	1	XDHZZ		SMD0667673	80063		EA 1
1	2	PAOHH	4920-00-437-2446	CX12086GSM65	80058		EA 1
1	3	PAOHH	4920-00-437-2461	CX12088GSM65	80058		EA 1
1	4	PAOHH	4920-00-437-2467	CX12089U3FT	80058		EA 1
1	5	PAOHH	4920-00-437-2442	CX12084GSM65	80058		EA 1
1	6	PAOHH	4920-00-437-2443	CX12083GSM65	80058		EA 1
1	7	PAOHH	4920-00-437-2468	CX12082GSM65	80058		EA 1
1	8	XDHHH		SMD700694	80063	CN6	EA 1
1	8	XDHHH		SMD667655	80063	BY6	EA 1
1	9	XDHHH		SMC667654	80063		EA 1

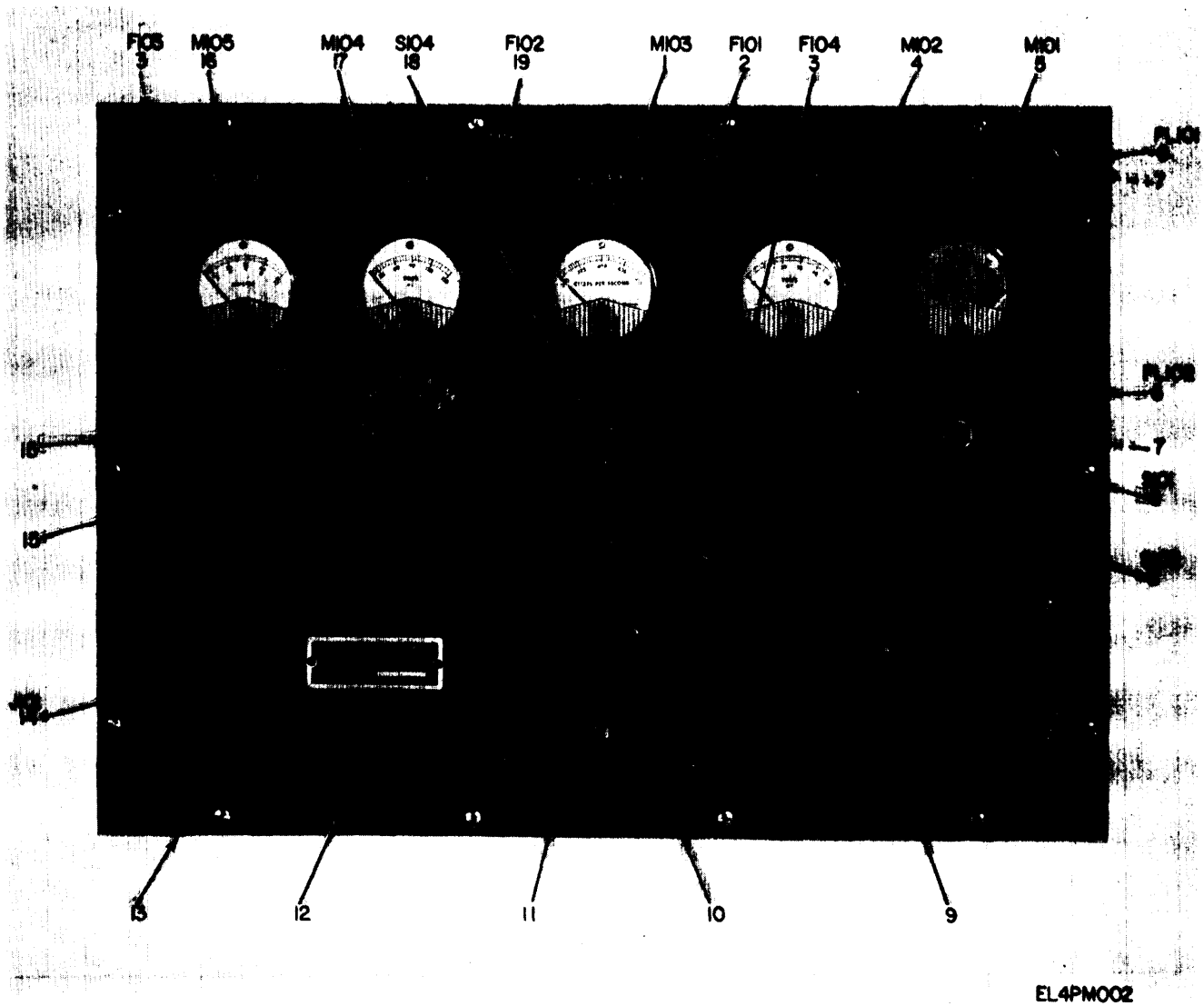


Figure 2. Test Set, Motor-Generator AN/GSM-65 and AN/GSM-65A, Panel Assembly, Front.

SECTION II (1) ILLUSTRATION		(2)	(3)	(4)	(5)	TM11-6625-680-24P (6)	(7)	(8)
(A) FIG NO	(B) ITEM NO	SMR CODE	NATIONAL STOCK NUMBER	PART NUMBER	FSCM	DESCRIPTION	USABLE ON CODE	QTY INC IN UNIT
2	1	XDHZZ		MR36WSPEC	81349	METER, FREQ		EA 1
2	2	PAOZZ	5920-00-661-0530	F03B250V15-100A	81349	FUSE, CRTG.		EA 1
2	3	PAOZZ	5920-00-284-6796	F03B32V5A	81349	FUSE, CRTG.		EA 1
2	4	PAHZZ	6625-00-643-1792	MR36W050DCVVR	81349	VOLTMETER		EA 1
2	5	XDHZZ		SMB667699	80063	AMMETER		EA 1
2	6	XDHZZ		LH73FG3	81349	LIGHT, IND.		EA 2
2	7	PAOZZ	6240-00-155-8714	313	24446	LAMP, INCAND.		EA 2
2	8	PAHZZ	5930-00-655-1514	MS35058-22	96906	SWITCH, TOGGLE		EA 2
2	9	XDOZZ		SMB667713	80063	KNOB		EA 1
2	10	XDHZZ		SMB700696	80063	DIAL CONTROL INDICATOR		EA 1
2	11	XDOZZ		SMB667693	80063	KNOB		EA 1
2	12	XDHZZ		SMB700693	80063	PLATE, INDENT	CN6	EA 1
2	12	XDHZZ		SMB667694	80063	PLATE, IDENTIFICATION	BY6	EA 1
2	12	XDDZZ		SMB667702	80063	PLATE, IDENTIFICATION USE ON CONTRACT 71-C-3143	BY6	EA 1
2	13	XDHZZ		SMD667671	80063	PANEL, BLANK		EA 1
2	14	XDHZZ		MS3106A-36-6S	96906	CONNECTOR, RCPT, ELEC		EA 1
2	15	PAOZZ	5355-00-582-3804	MS91528-2P2B	96906	KNOB		EA 2
2	16	PAHZZ	6625-00-557-0226	SMB667700	80063	AMMETER		EA 1
2	17	PAHZZ	6625-00-649-3747	MR36W150AFVVR	81349	VOLTMETER		EA 1
2	18	XDHZZ		MS25068	96906	SWITCH, TOGGLE		EA 1
2	19	XDOZZ		F03B3250V12A	81349	FUSE, CRTG.		EA 1




Figure 3. Test Set, Motor-Generator An/GSM-65 and AN/GSM-65A,
Panel Assembly, Rear.

SECTION II					TM11-6625-680-24P			
(1)	(2)	(3)	(4)	(5)	(6)	(7)	(8)	
ILLUSTRATION							QTY	
(A)	(B)	NATIONAL	PART	FSCM	DESCRIPTION	USABLE ON CODE	INC	
FIG	ITEM	STOCK	NUMBER				IN	
NO	NO	NUMBER	NUMBER				UNIT	
3	1	PAHZZ 5920-00-892-9311	FHN26G1	81349	FUSEHOLDER		EA 4	
3	2	PAHZZ 5930-00-615-2003	PA600-1000	37942	SWITCH,ROTARY		EA 1	
3	3	XDHZZ	2H12D4-1-066	81349	SWITCH,ROTARY		EA 1	
3	4	XDHZZ	SMC667667	80063	TRANSFORMER		EA 1	
3	5	XDHZZ	SMC700691	80063	PLATE AUTOFXMR		EA 1	
3	6	XDHZZ	SMD700690	80063	AUTOTRANSFORMER	CN6	EA 1	
3	6	PAHZZ 5950-00-497-9868	SMD667674	80063	AUTOTRANSFORMER	BY6	EA 1	
3	7	XDHZZ	SMC700704	80063	MTG,REAC,BRACKET		EA 1	
3	8	XDHZZ	SMD700697	80063	REACTOR	CN6	EA 1	
3	8	XDHZZ	SMC667678	80063	REACTOR	BY6	EA 2	
3	9	XDHZZ	SMB667682	80063	BUS BAR		EA 1	
3	10	XDHZZ	SMD667675	80063	ASSEMBLY,ROTARY SHUNT		EA 1	
3	11	PAHZZ 5930-00-646-4619	MS25085-1	96906	SWITCH,SENSITIVE		EA 1	
3	12	XDHZZ	SMB667685	80063	BUS BAR		EA 1	
3	13	XDHZZ	SMB667691	80063	RELAY,AMT.		EA 1	
3	14	XDHZZ	SMD667672	80063	BRACKET,RELAY MTG		EA 1	
3	15	PAHZZ 5945-00-500-7195	MS24185D1	96906	RELAY		EA 1	
3	16	PAHZZ 5945-00-421-0885	M5757-10-041	81349	RELAY,AMT.		EA 2	


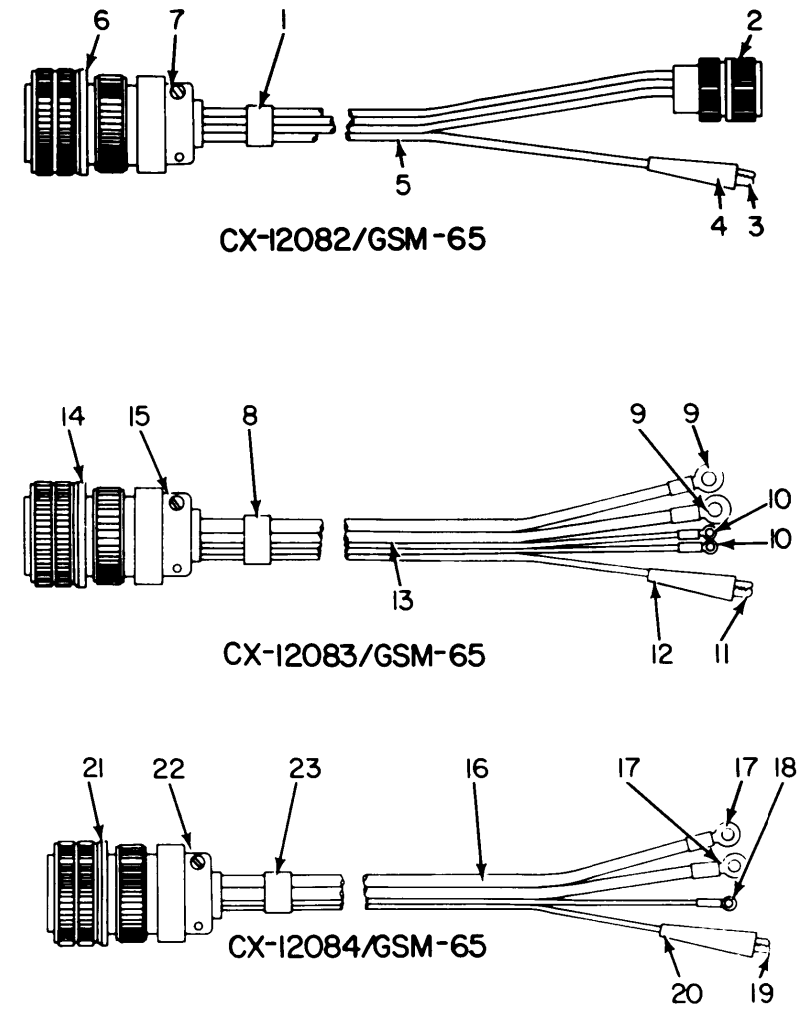
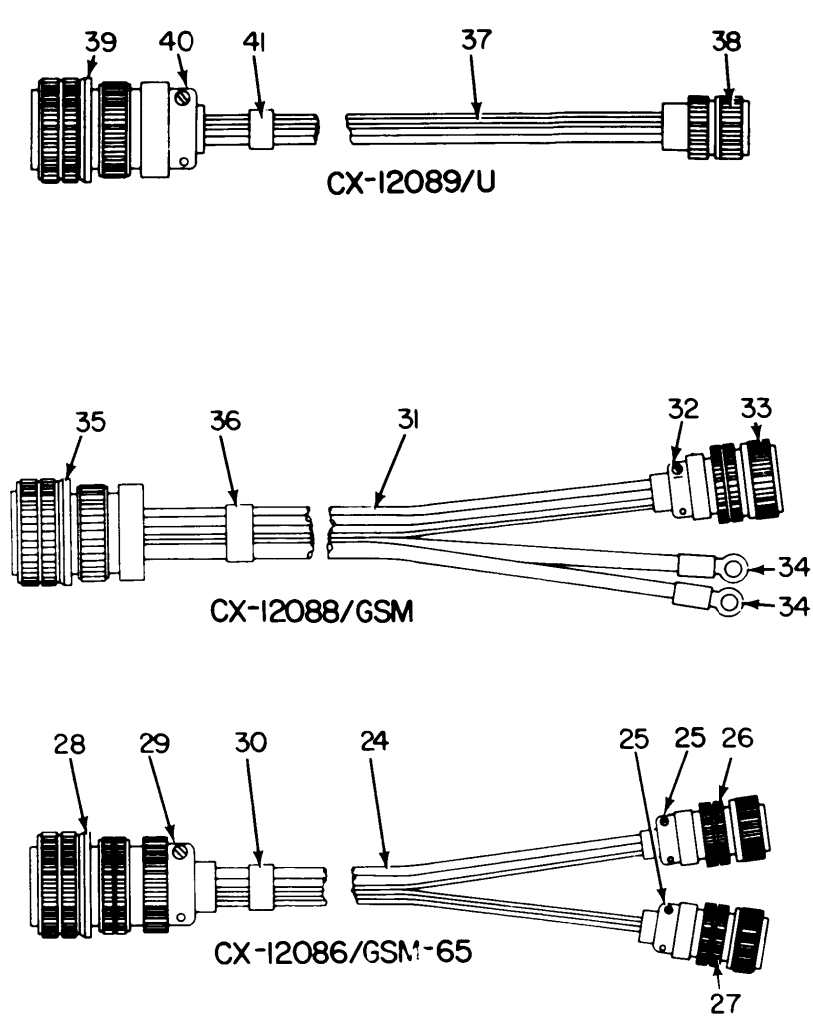


Figure 4. Test Set, Motor-Generator AN/GSM-65 and AN/GSM-65A, Case Assembly.

SECTION II		TM11-6625-680-24P					
(1)	(2)	(3)	(4)	(5)	(6)	(7)	(8)
ILLUSTRATION							QTY
(A)	(B)	NATIONAL	PART		DESCRIPTION	USABLE ON CODE	INC
FIG	ITEM	STOCK	NUMBER	FSCM			IN
NO	NO	NUMBER	NUMBER				UNIT
4	1	PAHZZ 5340-00-240-2378	SMB667707	80063	CATCH, LUGGAGE		EA 1
4	2	XDHHH	SMD667659	80063	CABINET ASSEMBLY, REAR		EA 1
4	3	PAHZZ 5340-00-952-6892	SCD33365	80063	HANDLE, CHEST		EA 1
4	4	XDHHH	SMD667657	80063	CABINET, ELEC EQIP		EA 1
4	5	XDHZZ	SMB667705	80063	SHIELD, HEAT		EA 1
4	6	XDHZZ	SMB700692	80063	PLATE, IDENT.		EA 1
4	7	XDHZZ	SMB667708	80063	HINGE, ACCESS DOOR		EA 1
4	8	XDHHH	SMC667669	80063	ASSEMBLY, COVER		EA 1



EL4MP005

Figure 5. Cable Assemblies CX-12082/GSM-65, CX-12083/GSM-65, CX-12084/GSM-65, CX-12086/GSM-65, CX-12088/GSM-65 and CX-12089/U.

SECTION II (1) ILLUSTRATION (A) (B) FIG ITEM NO NO		(2) SMR CODE	(3) NATIONAL STOCK NUMBER	(4) PART NUMBER	(5) FSCM	TM11-6625-680-24P (6) DESCRIPTION	USABLE ON CODE	(7) U/M	(8) QTY INC IN UNIT
GROUP 01 CABLE ASSEMBLY									
CX-12082/GSM-65									
5	1	XDHZZ	5975-00-669-9473	SMB165914	80063	BAND, MARKER	CN6	EA	1
5	1	XDHZZ		SMB667704-1	80063	BAND IDENTIFICATION	BY6	EA	1
5	2	PAHZZ	5935-00-148-9378	SMB595155	80063	CONNECTOR, PLUG		EA	1
5	3	PAHZZ	5999-00-621-3276	SMC667709	80063	CLIP, ELEC.		EA	1
5	4	PAHZZ	5975-00-823-0740	SMC667710	80063	INSULATOR, SLEEVE		EA	1
5	5	XDOZZ		MILC5756-4COND	81349	CABLE, POWER, ELEC		FT	1
5	6	PAHZZ	5935-00-644-6404	MS3106A36-6P	96906	CONNECTOR, PLUG		EA	1
5	7	PAHZZ	5935-00-204-9010	MS3057-24B	96906	CLAMP, ELEC.		EA	1
GROUP 02 CABLE ASSEMBLY									
CX-12083/GSM-65									
5	8	XDHZZ	5975-00-669-9473	SMB165914	80063	BAND, MARKER	CN6	EA	1
5	8	XDHZZ		SMB667704-2	80063	BAND, IDENTIFICATION	BY6	EA	1
5	9	PAHZZ	5940-00-115-4991	MS20659-131	96906	TERMINAL, LUG.		EA	2
5	10	PAHZZ	5940-00-107-1481	MS20659-104	96906	TERMINAL, LUG.		EA	2
5	11	PAHZZ	5999-00-621-3276	SMC667709	80063	CLIP, ELEC.		EA	1
5	12	PAHZZ	5975-00-823-0740	SMC667710	80063	INSULATOR, SLEEVE		EA	1
5	13	XDHZZ		MILC5756-5COND	81349	CABLE, POWER, ELEC		FT	1
5	14	PAHZZ	5935-00-644-6404	MS3106A36-6P	96906	CONNECTOR, PLUG		EA	1
5	15	PAHZZ	5935-00-204-9010	MS3057-24B	96906	CLAMP, ELEC.		EA	1
GROUP 03 CABLE ASSEMBLY									
CX-12084/GSM-65									
5	16	XDHZZ		MILC5756-4COND	81349	CABLE, POWER, ELEC		FT	1
5	17	PAHZZ	5940-00-115-4991	MS20659-131	96906	TERMINAL, LUG		EA	2
5	18	PAHZZ	5940-00-107-1481	MS20659-104	96906	TERMINAL, LUG		EA	1
5	19	PAHZZ	5999-00-621-3276	SMC667709	80063	CLIP, ELEC.		EA	1
5	20	PAHZZ	5975-00-823-0740	SMC667710	80063	INSULATOR, SLEEVE		EA	1
5	21	PAHZZ	5935-00-644-6404	MS3106A36-6P	96906	CONNECTOR, PLUG		EA	1
5	22	PAHZZ	5935-00-204-9010	MS3057-24B	96906	CLAMP, ELEC.		EA	1
5	23	XDHZZ	5975-00-669-9473	SMB165914	80063	BAND, MARKER	CN6	EA	1
5	23	XDHZZ		SMB66704-3	80063	BAND, IDENTIFICATION	BY6	EA	1
GROUP 04 CABLE ASSEMBLY									
CX-12086/GSM-65									
5	24	XDHZZ		MILC5756-6COND	81349	CABLE, POWER, ELEC		FT	1
5	25	PAHZZ	5935-00-223-0572	MS3057-12A	96906	CLAMP, ELEC		EA	2
5	26	PAHZZ	5935-00-239-2555	MS3106A226S	96906	CONNECTOR, PLUG		EA	1
5	27	PAHZZ	5935-00-227-8394	MS3106A22-5P	96906	CONNECTOR, PLUG		EA	1
5	28	PAHZZ	5935-00-644-6404	MS3106A36-6P	96906	CONNECTOR, PLUG		EA	1
5	29	PAHZZ	5935-00-204-9010	MS3057-24B	96906	CLAMP, ELEC		EA	1

SECTION II (1) ILLUSTRATION (A) (B) FIG ITEM NO NO		(2) SMR CODE	(3) NATIONAL STOCK NUMBER	(4) PART NUMBER	(5) FSCM	TM11-6625-680-24P (6) DESCRIPTION	USABLE ON CODE	(7) U/M	(8) QTY INC IN UNIT
5	30	XDHZZ	5975-00-669-9473	SMB165914	80063	BAND, MARKER	CN6	EA	1
5	30	XDHZZ		SMB667704-5	80063	BAND, IDENTIFICATION GROUP 05 CABLE ASSEMBLY CX-12088/GSM-65	BY6	EA	1
5	31	XDHZZ		MILC5756-6COND	81349	CABLE, POWER, ELEC		FT	1
5	32	PAHZZ	5935-00-280-2353	MS3057-16A	96906	CLAMP, ELEC.		EA	1
5	33	PAHZZ	5935-00-405-0371	MS3106A24-2P	96906	CONNECTOR, PLUG		EA	1
5	34	PAHZZ	5940-00-115-2684	MS20659-118	96906	TERMINAL, LUG		EA	2
5	35	PAHZZ	5935-00-644-6404	MS3106A36-6P	96906	CONNECTOR, PLUG		EA	1
5	36	XDHZZ	5975-00-669-9473	SMB165914	80063	BAND, MARKER	CN6	EA	1
5	36	XDHZZ		SMB667704-7	80063	BAND, IDENTIFICATION GROUP 06 CABLE ASSEMBLY CX-12089/U	BY6	EA	1
5	37	XDHZZ		MILC5756-5COND	81349	CABLE, POWER, ELEC		FT	1
5	38	PAHZZ	5935-00-644-6404	MS3106A36-6P	96906	CONNECTOR, PLUG		EA	1
5	39	XDHZZ		MS31062420S	96906	CONNECTOR, ELEC		EA	1
5	40	PAHZZ	5935-00-204-9010	MS3057-24B	96906	CLAMP, ELEC.		EA	1
5	41	XDHZZ	5975-00-669-9473	SMB165914	80063	BAND, MARKER	CN6	EA	1
5	41	XDHZZ		SMB667704-8	80063	BAND, IDENTIFICATION	BY6	EA	1

NOTE: LATEST NATIONAL STOCK NUMBER AND PART NUMBER ASSIGNMENTS ARE INCLUDED AT END OF INDEX

STOCK NUMBER	FIGURE NO	ITEM NO	STOCK NUMBER	FIGURE NO	ITEM NO
5940-00-107-1481	5	10	6625-00-557-0226	2	16
5940-00-107-1481	5	18	5355-00-582-3804	2	15
5940-00-115-2684	5	34	5930-00-615-2003	3	2
5940-00-115-4991	5	9	5999-00-621-3276	5	3
5940-00-115-4991	5	17	5999-00-621-3276	5	11
5935-00-148-9378	5	2	5999-00-621-3276	5	19
6240-00-155-8714	2	7	6625-00-643-1792	2	4
5935-00-204-9010	5	7	5935-00-644-6404	5	6
5935-00-204-9010	5	15	5930-00-646-4619	3	11
5935-00-204-9010	5	22	6625-00-649-3747	2	17
5935-00-204-9010	5	29	5930-00-655-1514	2	8
5935-00-204-9010	5	40	5920-00-661-0530	2	2
5935-00-223-0572	5	25	5975-00-669-9473	5	1
5935-00-227-8394	5	27	5975-00-669-9473	5	8
5340-00-240-2378	4	1	5975-00-669-9473	5	23
5935-00-280-2353	5	32	5975-00-669-9473	5	30
5920-00-284-6796	2	3	5975-00-669-9473	5	36
5935-00-405-0371	5	33	5975-00-669-9473	5	41
4920-00-437-2442	1	5	5975-00-823-0740	5	4
4920-00-437-2443	1	6	5975-00-823-0740	5	12
4920-00-437-2446	1	2	5975-00-823-0740	5	20
4920-00-437-2468	1	7	5920-00-892-9311	3	1
5950-00-497-9868	3	6	5340-00-952-6892	4	3
5945-00-500-7195	3	15			

PART NUMBER	FSCM	FIG NO	ITEM NO	PART NUMBER	FSCM	FIG NO	ITEM NO
CX12082GSM65	80058	1	7	SMB165914	80063	5	8
CX12083GSM65	80058	1	6	SMB165914	80063	5	23
CX12084GSM65	80058	1	5	SMB165914	80063	5	30
CX12086GSM65	80058	1	2	SMB165914	80063	5	36
				SMB165914	80063	5	41
FHN26G1	81349	3	1	SMB595155	80063	5	2
F03B250V15-100A	81349	2	2	SMB66704-3	80063	5	23
F03B32V5A	81349	2	3	SMB667682	80063	3	9
F03B3250V12A	81349	2	19	SMB667685	80063	3	12
LH73FG3	81349	2	6	SMB667691	80063	3	13
MILCS756-4COND	81349	5	5	SMB667693	80063	2	11
MILCS756-4COND	81349	5	16	SMB667694	80063	2	12
MILCS756-5COND	81349	5	13	SMB667699	80063	2	5
MILCS756-5COND	81349	5	37	SMB667700	80063	2	16
MILCS756-6COND	81349	5	24	SMB667702	80063	2	12
MILCS756-6COND	81349	5	31	SMB667704-1	80063	5	1
MR36WSPPEC	81349	2	1	SMB667704-2	80063	5	8
MR36W050DCVVR	81349	2	4	SMB667704-5	80063	5	30
MR36W150AFVVR	81349	2	17	SMB667704-7	80063	5	36
MS20659-104	96906	5	10	SMB667704-8	80063	5	41
MS20659-104	96906	5	18	SMB667705	80063	4	5
MS20659-118	96906	5	34	SMB667707	80063	4	1
MS20659-131	96906	5	9	SMB667708	80063	4	7
MS20659-131	96906	5	17	SMB667713	80063	2	9
MS24185D1	96906	3	15	SMB700692	80063	4	6
				SMB700693	80063	2	12
MS25068	96906	2	18	SMB700696	80063	2	10
MS25085-1	96906	3	11	SMC667654	80063	1	9
MS3057-12A	96906	5	25	SMC667667	80063	3	4
MS3057-16A	96906	5	32	SMC667669	80063	4	8
MS3057-24B	96906	5	7	SMC667678	80063	3	8
MS3057-24B	96906	5	15	SMC667709	80063	5	3
MS3057-24B	96906	5	22	SMC667709	80063	5	11
MS3057-24B	96906	5	29	SMC667709	80063	5	19
MS3057-24B	96906	5	40	SMC667710	80063	5	4
MS3106A-36-6S	96906	2	14	SMC667710	80063	5	12
MS3106A22-5P	96906	5	27	SMC667710	80063	5	20
MS3106A226S	96906	5	26	SMC700691	80063	3	5
MS3106A24-2P	96906	5	33	SMC700704	80063	3	7
MS3106A36-6P	96906	5	6	SMD0667673	80063	1	1
MS3106A36-6P	96906	5	14	SMD667655	80063	1	8
MS3106A36-6P	96906	5	21	SMD667657	80063	4	4
MS3106A36-6P	96906	5	28	SMD667659	80063	4	2
MS3106A36-6P	96906	5	35	SMD667671	80063	2	13
MS3106A36-6P	96906	5	38	SMD667672	80063	3	14
MS31062420S	96906	5	39	SMD667674	80063	3	6
MS35058-22	96906	2	8	SMD667675	80063	3	10
MS91528-2P2B	96906	2	15	SMD700690	80063	3	6
PA600-1000	37942	3	2	SMD700694	80063	1	8
SCD33365	80063	4	3	SMD700697	80063	3	8
SMB165914	80063	5	1				

PART NUMBER	FSCM	FIG NO	ITEM NO	PART NUMBER	FSCM	FIG NO	ITEM NO
2H12D4-1-066	81349	3	3	313	24446	2	7

LATEST NATIONAL STOCK NUMBER ASSIGNMENT

STOCK NUMBER	FIG NO	ITEM NO	STOCK NUMBER	FIG NO	ITEM NO
5935-00-239-2555	5	26	5935-00-644-6404	5	21
5945-00-421-0885	3	16	5935-00-644-6404	5	28
4920-00-437-2461	1	3	5935-00-644-6404	5	35
4920-00-437-2467	1	4	5935-00-644-6404	5	38
5935-00-644-6404	5	14			

LATEST PART NUMBER ASSIGNMENTS

PART NUMBER	FSCM	FIG. NO.	ITEM NO.
CX12088GSM65	80058	1	3
CX12089U3FT	80058	1	4
M5757-10-041	81349	3	16

By Order of the Secretary of the Army:

BERNARD W. ROGERS
General, United States Army
Chief of Staff

Official:

J.C. PENNINGTON
Brigadier General, United States Army
The Adjutant General

DISTRIBUTION:

To be distributed in accordance with DA Form 12-32, Direct and General Support maintenance requirements for PU-543 () A, PU544 () A, and Pu-545/A.

RECOMMENDED CHANGES TO EQUIPMENT TECHNICAL MANUALS



SOMETHING WRONG WITH THIS MANUAL?

THEN... JOT DOWN THE DOPE ABOUT IT ON THIS FORM, TEAR IT OUT, FOLD IT AND DROP IT IN THE MAIL!

FROM: (YOUR UNIT'S COMPLETE ADDRESS)

DATE

PUBLICATION NUMBER

TM 11-6625-680-24P

DATE

26 July 78

TITLE

BE EXACT... PIN-POINT WHERE IT IS

PAGE NO.

PARA-GRAPH

FIGURE NO.

TABLE NO.

IN THIS SPACE TELL WHAT IS WRONG AND WHAT SHOULD BE DONE ABOUT IT:

TEAR ALONG DOTTED LINE

TYPED NAME, GRADE OR TITLE, AND TELEPHONE NUMBER

SIGN HERE:

DA FORM 2028-2
1 AUG 74

P.S.--IF YOUR OUTFIT WANTS TO KNOW ABOUT YOUR MANUAL "FIND" MAKE A CARBON COPY OF THIS AND GIVE IT TO YOUR HEADQUARTERS.

FILL IN YOUR
UNIT'S ADDRESS

FOLD BACK

DEPARTMENT OF THE ARMY

OFFICIAL BUSINESS
PENALTY FOR PRIVATE USE, \$300

POSTAGE AND FEES PAID
DEPARTMENT OF THE ARMY
DOD-314



Commander
US Army Communications and
Electronics Materiel Readiness Command
ATTN: DRSEL-MA-Q
Fort Monmouth, New Jersey 07703

TEAR ALONG DOTTED LINE

FOLD BACK

REVERSE OF DA FORM 2026-2

